

Human Mature TGF beta 3 Protein

Cat. No. TG3-HM00M

Description

Source	Recombinant Human Mature TGF beta 3 Protein is expressed from HEK293 without tag. It contains Ala301-Ser412.
Accession	P10600-1
Molecular Weight	The protein has a predicted MW of 12.7 kDa. Due to glycosylation, the protein migrates to 13-15 kDa based on Tris-Bis PAGE result.
Endotoxin	Less than 1EU per µg by the LAL method.
Purity	> 95% as determined by Tris-Bis PAGE

Formulation and Storage

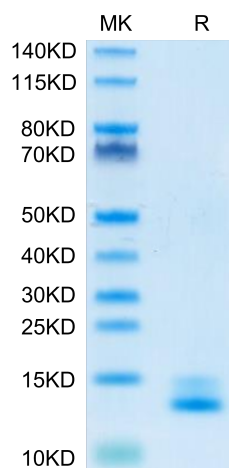
Formulation	Lyophilized from 0.22µm filtered solution in 4mM HCl. Normally 8% trehalose is added as protectant before lyophilization.
Reconstitution	Centrifuge the tube before opening. Reconstituting to a concentration more than 100 µg/ml is recommended. Dissolve the lyophilized protein in 4mM HCl.
Storage	-20 to -80°C for 12 months as supplied from date of receipt. -80°C for 3-6 months after reconstitution. 2-8°C for 2-7 days after reconstitution. Recommend to aliquot the protein into smaller quantities for optimal storage. Please minimize freeze-thaw cycles.

Background

Transforming growth factor-beta 3 is a cytokine which is involved in cell growth regulation and differentiation, stimulation of extracellular matrix and modulation of immune responses. TGF beta 3 RNA is expressed in a diverse array of tissues including perichondrium, bone, intervertebral discs, mesenteries, pleura, heart, lung, palate, and amnion, as well as in central nervous system (CNS) structures such as the meninges, choroid plexus and the olfactory bulbs. Furthermore, in several organ systems, TGF beta 3 transcripts are expressed during periods of active morphogenesis suggesting that the protein may be an important factor for the growth and differentiation of many embryonic tissues.

Assay Data

Tris-Bis PAGE



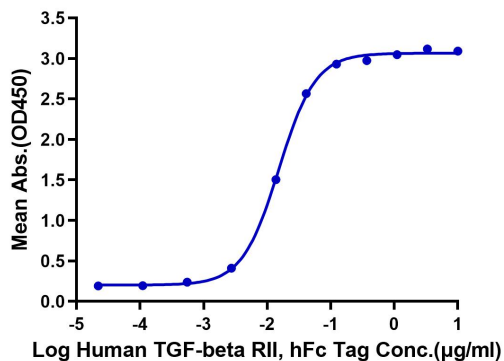
Human Mature TGF beta 3 on Tris-Bis PAGE under reduced condition. The purity is greater than 95%.

ELISA Data

Assay Data

Human Mature TGF beta 3, No Tag ELISA

0.1µg Human Mature TGF beta 3, No Tag Per Well

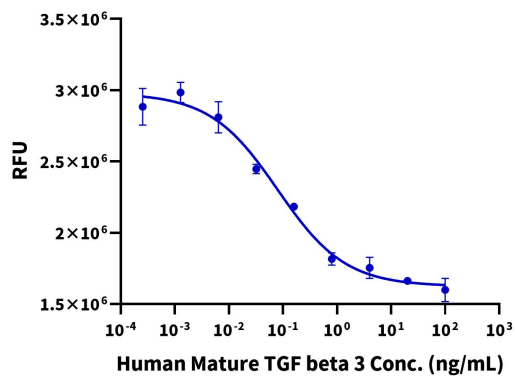


Immobilized Human Mature TGF beta 3, No Tag at 1µg (100µl/Well) on the plate. Dose response curve for Human TGF-beta RII, hFc Tag with the EC50 of 15.3ng/ml determined by ELISA.

Assay Data

Cell Based Assay

Recombinant Human Mature TGF beta 3 Bioactivity



Measured by its ability to inhibit the IL-4-dependent proliferation of TF-1 cells. The ED50 for this effect is 10-80 pg/ml.